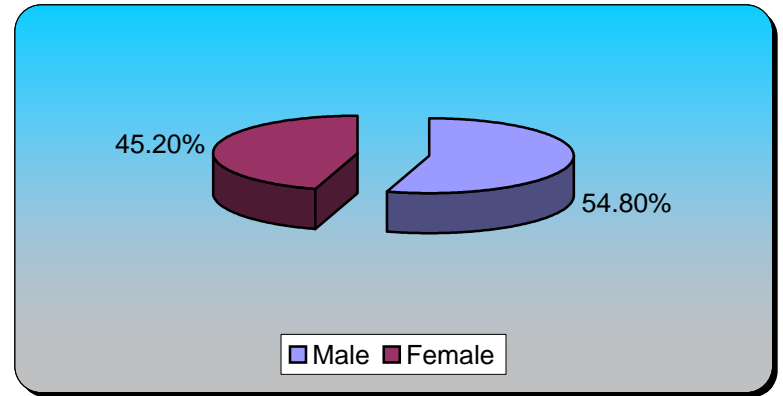


C3 Vision November Public Meetings - Merged Results

1.) What is your gender?

Responses

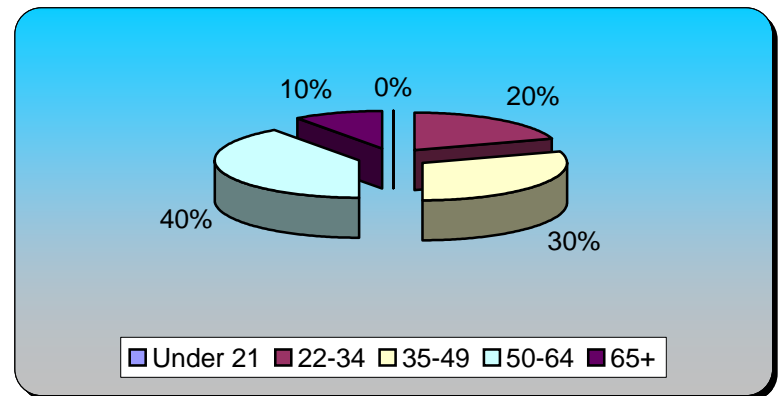
Male	17	54.84%
Female	14	45.16%
Totals	31	100%



2.) What is your age?

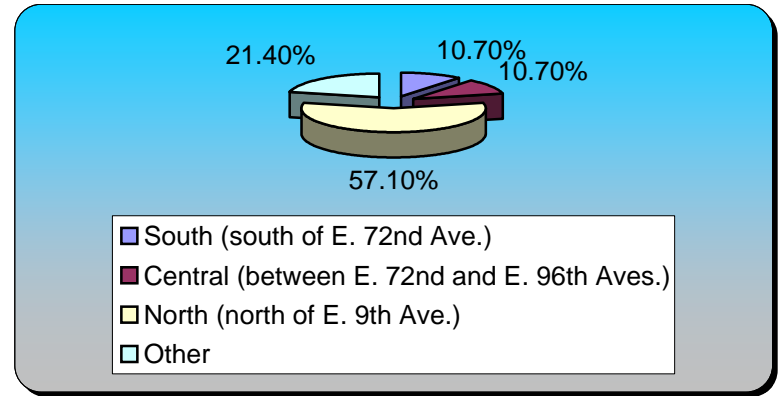
Responses

Under 21	0	0%
22-34	6	20%
35-49	9	30%
50-64	12	40%
65+	3	10%
Totals	30	100%



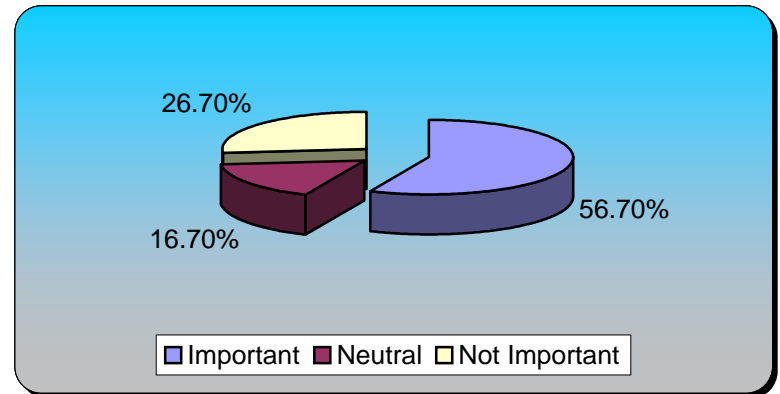
3.) Where do you live, work, or own property? Responses

South (south of E. 72nd Ave.)	3	10.71%
Central (between E. 72nd and E. 96th Aves.)	3	10.71%
North (north of E. 9th Ave.)	16	57.14%
Other	6	21.43%
Totals	28	100%



4.) 1. Linking different parts of the community together Responses

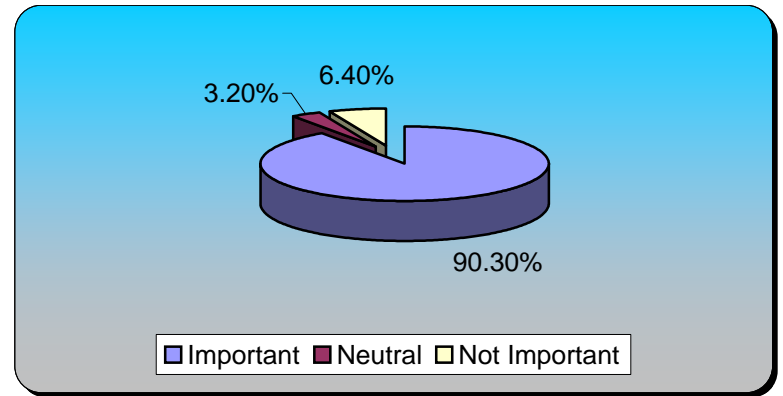
Important	17	56.67%
Neutral	5	16.67%
Not Important	8	26.67%
Totals	30	100%



5.) 2. Improving city's image

Responses

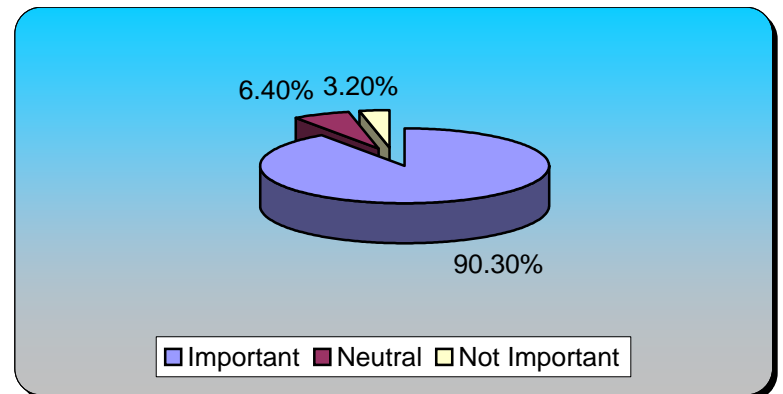
Important	28	90.32%
Neutral	1	3.23%
Not Important	2	6.45%
Totals	31	100%



6.) 3. Planning for growth

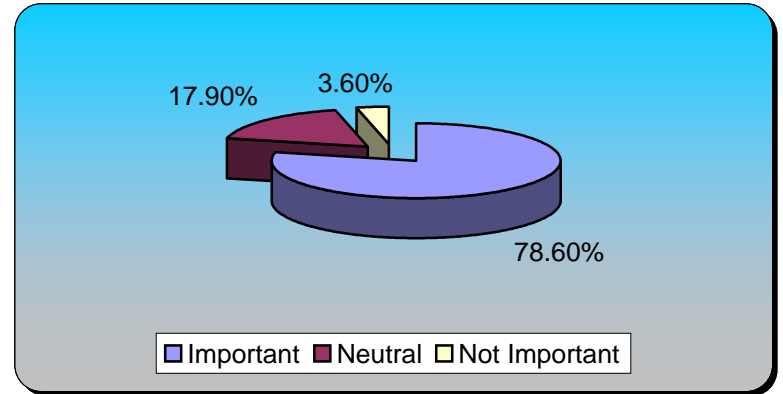
Responses

Important	28	90.32%
Neutral	2	6.45%
Not Important	1	3.23%
Totals	31	100%



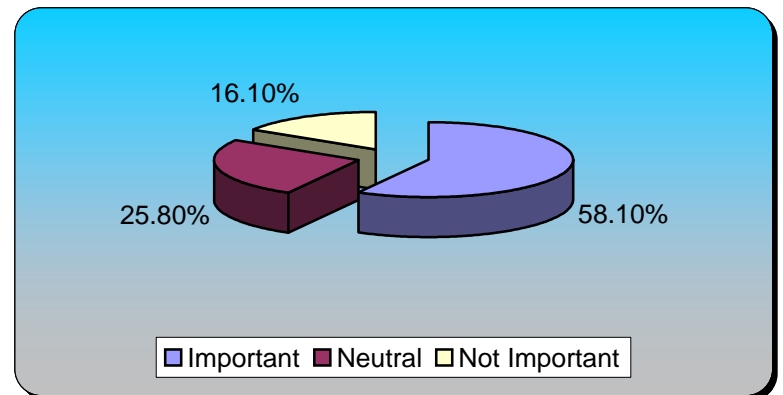
7.) 4. Planning a fiscally sustainable community with a balance of land uses

	Responses	
Important	22	78.57%
Neutral	5	17.86%
Not Important	1	3.57%
Totals	28	100%



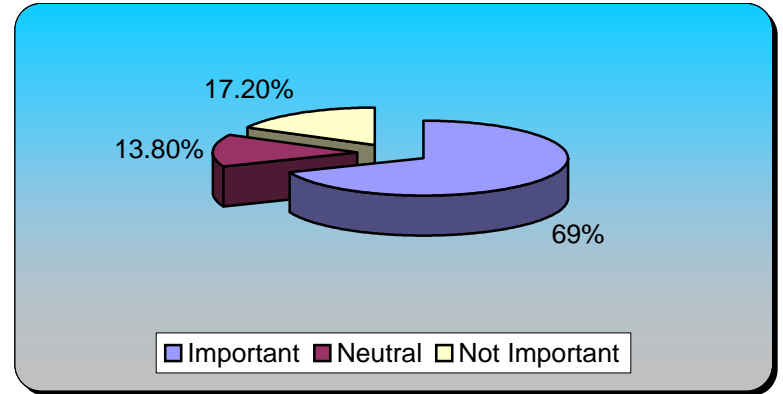
8.) 5. Addressing housing needs

	Responses	
Important	18	58.06%
Neutral	8	25.81%
Not Important	5	16.13%
Totals	31	100%



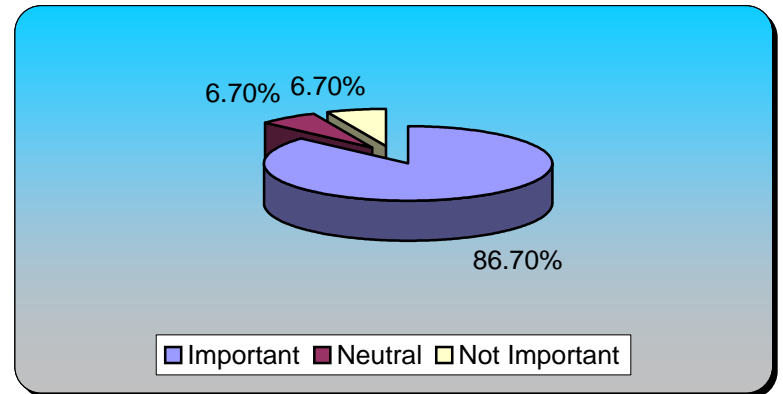
9.) 6. Decreasing poverty; increasing prosperity Responses

Important	20	68.97%
Neutral	4	13.79%
Not Important	5	17.24%
Totals	29	100%



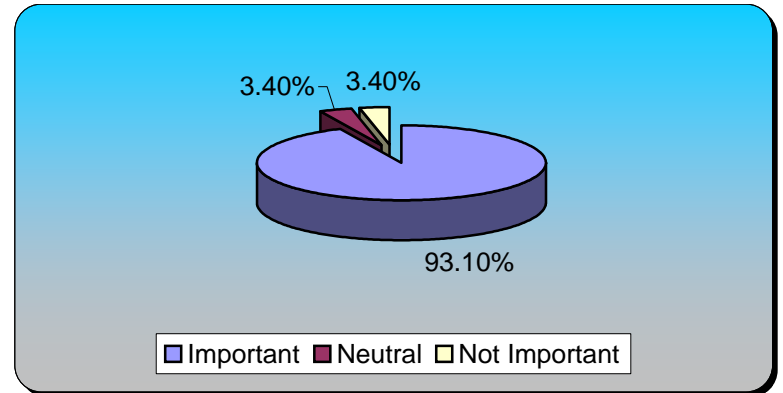
10.) 7. Developing a livable, sustainable community Responses

Important	26	86.67%
Neutral	2	6.67%
Not Important	2	6.67%
Totals	30	100%



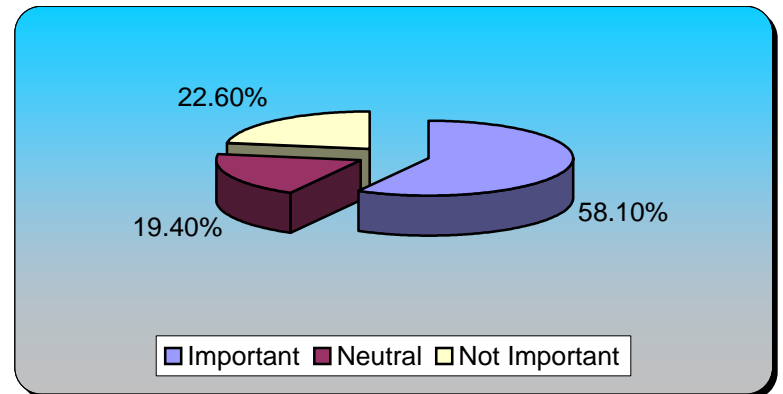
11.) 8. Broadening economic opportunities around the city

	Responses	
Important	27	93.10%
Neutral	1	3.45%
Not Important	1	3.45%
Totals	29	100%



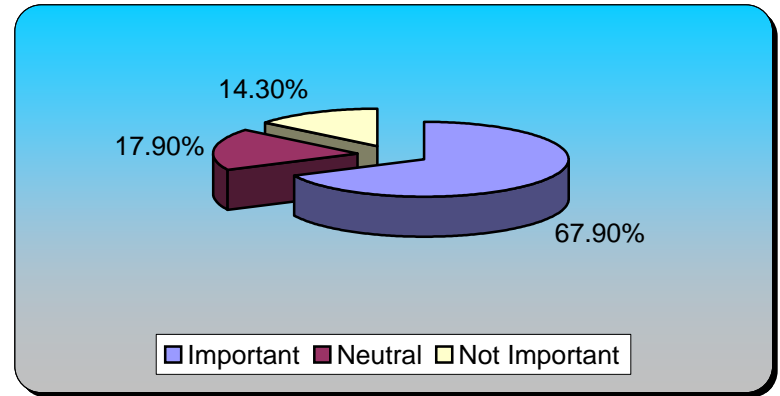
12.) 9. Redeveloping older non-residential parts of the city

	Responses	
Important	18	58.06%
Neutral	6	19.35%
Not Important	7	22.58%
Totals	31	100%



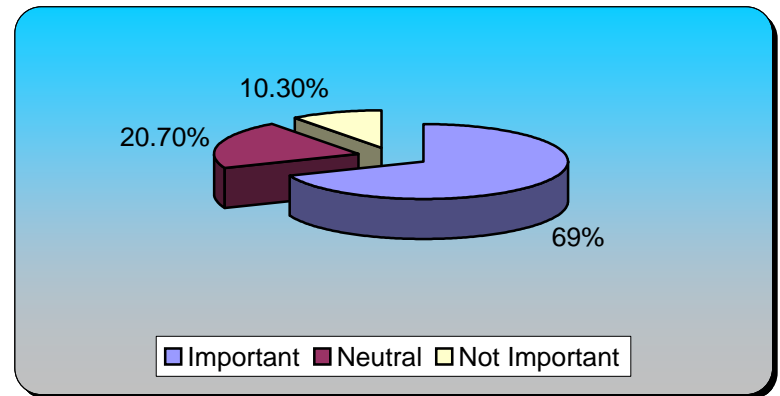
13.) 10. Reinvesting in Commerce City's older neighborhoods

	Responses	
Important	19	67.86%
Neutral	5	17.86%
Not Important	4	14.29%
Totals	28	100%



14.) 11. Providing parks, trails, and open space

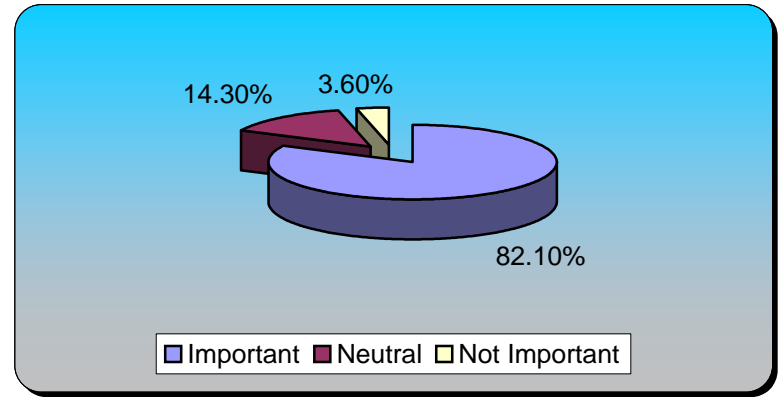
	Responses	
Important	20	68.97%
Neutral	6	20.69%
Not Important	3	10.34%
Totals	29	100%



15.) 12. Establishing a transportation plan (to address traffic, walkability, bicycles, transit, etc.)

Responses

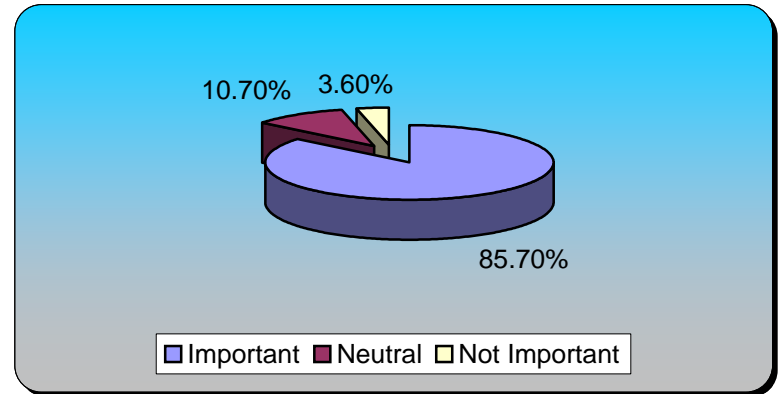
Important	23	82.14%
Neutral	4	14.29%
Not Important	1	3.57%
Totals	28	100%



16.) 13. Planning Regional (for transportation, land use)

Responses

Important	24	85.71%
Neutral	3	10.71%
Not Important	1	3.57%
Totals	28	100%



17.) Based on discussions so far, my top three issues are (select 3):

	Responses	
Linking parts of community	6	7.14%
Improving city image	12	14.29%
Fiscally sustainable community, balance of la...	10	11.90%
Decreasing poverty; increasing prosperity	8	9.52%
Livable, sustainable community	15	17.86%
Broadening economic opportunities	10	11.90%
Redeveloping/reinvestment	7	8.33%
Providing parks, trails	4	4.76%
Establishing a transportation plan	10	11.90%
Other	2	2.38%
Totals	84	100%

